

# Parts list - NTech Patio door, product version 3



Document ID: 0006A7(1.0.0)

Date: 24 March 2025

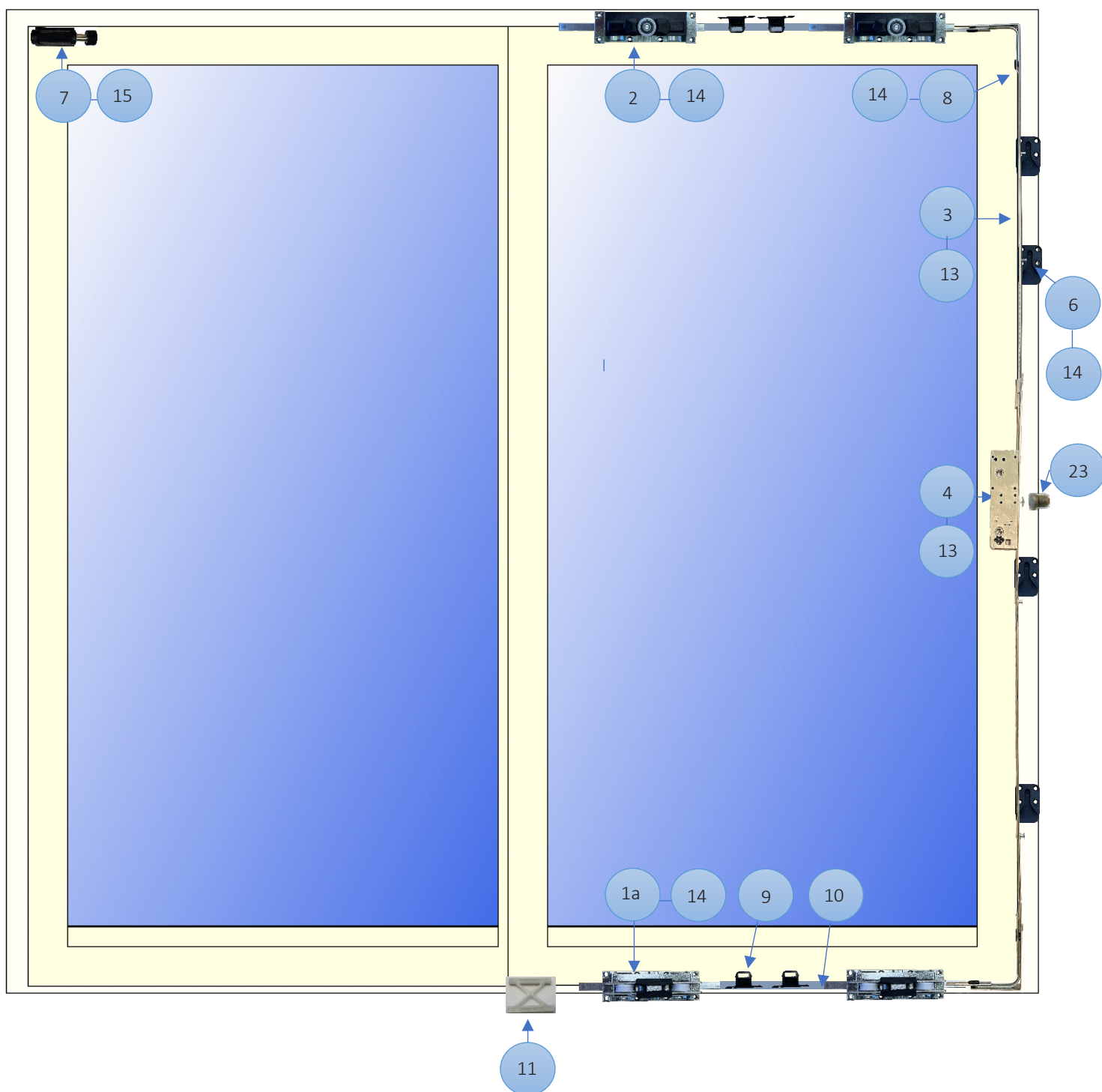
Page: 1 of 7

Applicable for:  
SD, 2P, 4S, 4P

Produced in Egersund factory: Version 3 and delivered from week 12, 2024.  
Product codes: SD and 4S

Produced in Powodowo factory: Version 3 and delivered from week 12, 2024.  
Product codes: 2P and 4P

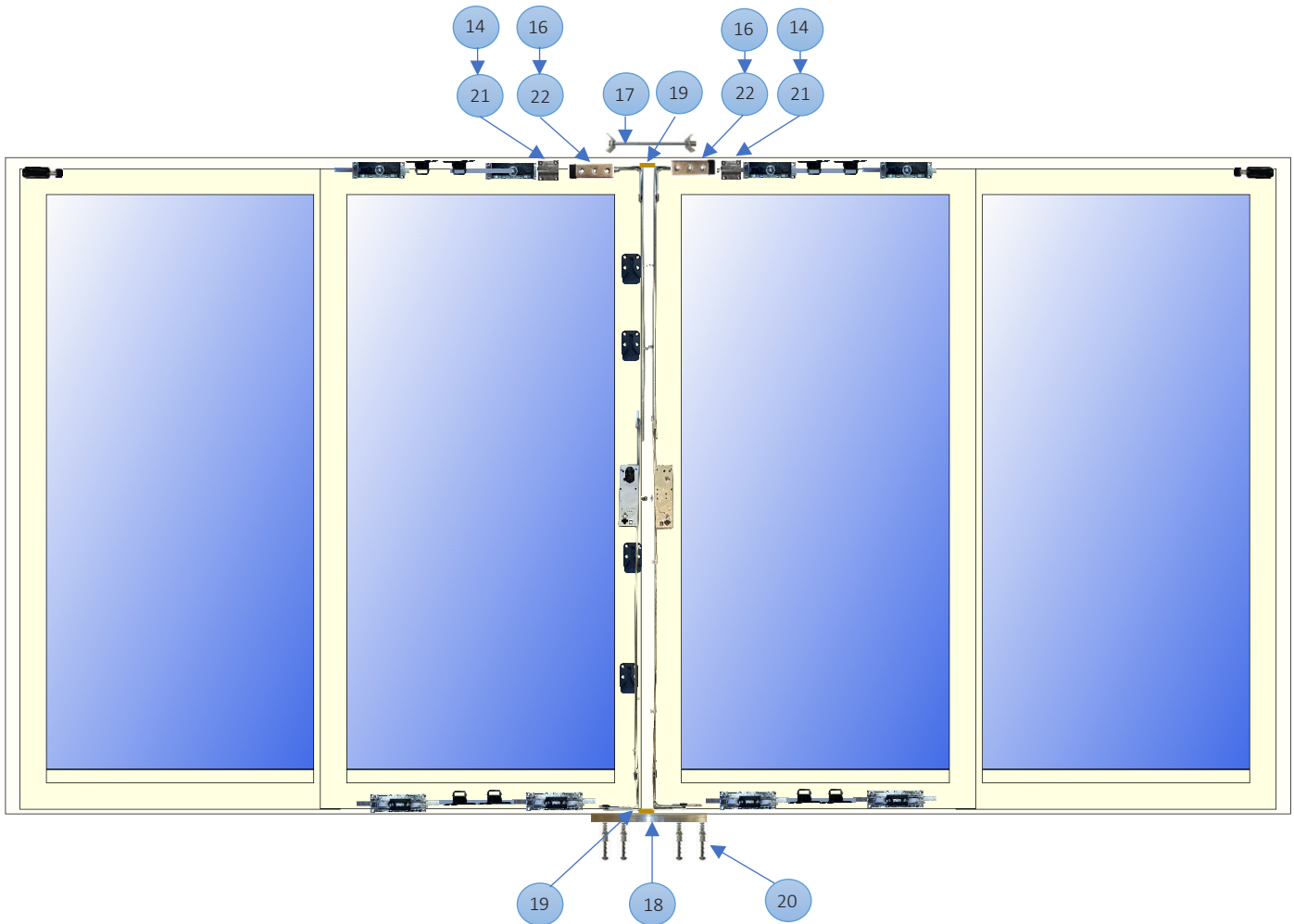
## ND NTech Patio door





Applicable for:  
SD, 2P, 4S, 4P

## ND NTech Double Patio door



# Parts list - NTech Patio door, product version 3

Market:






**NorDan**<sup>®</sup>



Document ID: 0006A7(1.0.00)

Date: 24 March 2025

Page: 3 of 7

Applicable for:  
SD, 2P, 4S, 4P

Position	Article no.	Related screw	No.		Description	Picture
			SD	4S		
1a	0403262	070432	2	4	Bottom wheel Right	
	0403263				Bottom wheel Left	
1b	0404044		2	4	Bottom wheel Boggie Right For door size ≥ 2659 mm	
	0404045				Bottom wheel Boggie Left For door size ≥ 2659 mm	
2	0403274		2	4	Top wheel Right	
	0403275				Top wheel Left	

3	0403268	070392	1	2	Espagnolette top M1 For door size: 1586-1771 Length esp.: 548	
	0403269				Espagnolette top M2 For door size: 1772-1956 Length esp.: 733	
	0403270				Espagnolette top M3 For door size: 1957-2090 Length esp.: 867	
	0403271				Espagnolette top M4 For door size: 2091-2326 Length esp.: 1103	
	0403272				Espagnolette top M5 For door size: 2327-2461 Length esp.: 1238	
	0403273				Espagnolette top M6 For door size: 2462-2589 Length esp.: 1366	
4	0403276		1	2	Esp. Lower part incl. Corner transfer	

# Parts list - NTech Patio door, product version 3

Market:



**NorDan**<sup>®</sup>

Document ID: 0006A7(1.0.00)

















Date: 24 March 2025





Page: 4 of 7

Applicable for:  
SD, 2P, 4S, 4P







Position	Article no.	Related screw	No. SD	4S	Description	Picture
6	0403510	070432	4	4	Symmetrical striker	
7	0403976	070549	1	2	End damper	
8	0403974	070432	2	4	Squeeze bracket	
9	0403975		6	12	Clips for esp. between wheels	
10	0404046		2	4	Steel rod between wheels Length of rod = 456	
	0404047	Steel rod between wheels Length of rod = 591				
	0404048	Steel rod between wheels Length of rod = 726				
	0404049	Steel rod between wheels Length of rod = 997				
	0404050	Steel rod between wheels Length of rod = 1806				
11	0402193		1	2	Fitting for threshold	
23	0400335		1	1	Guide part 629 black SD	





Applicable for:  
SD, 2P, 4S, 4P

Screws						
Pos.	Art. No.	No.	Description	Picture		Used on
13	070392	16	SE 4,2x56/28 TX20 A2			Espagnolette
14	070432	8	SU wood 4,0*30, TX20 A2			Guiding house
		8				Bearing house
		16				Boggi
		4				Squeeze bracket
		16				Sym. Striker
		8				Center stopper sash
15	070549	2 (4)	SU Wood 4,5x30 TX20 A2			End demper
16	070397	6	SU wood 4,5*35, TX20 A2			Center stopper frame
		16				Sym. Striker SBD + RC2
	070359	20	SU wood 6x70/42 TX30 Elzk			Screws for fixing frame and passive sash
	070615	6	SU Wood 6x70 TX30 A2			From threshold to fixing passive sash
	070344	15	SU Wood 4,5x25 TX20 A2			RAS 536
	070327	20	SU wood 4x20 TX20 A2			Attaching RAS 587 to threshold

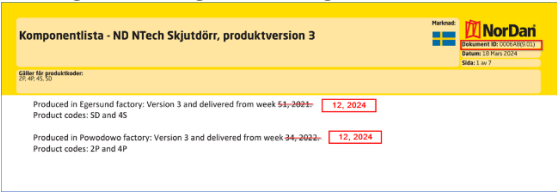
Gaskets		
Description	Art. No.	Picture
Gasket QL 3078-2-500	050046	
Gasket 1002 black	050002	
Gasket 1005 black	050007	
Gasket 1001 black	050055	

Applicable for:  
SD, 2P, 4S, 4P

				For 4-lead doors only		
	Art. no.	No.	Related screw No.		Description	Picture
17	070430	2			Worktop connection Ø35 L150	
18	0402220	1			Connection piece for threshold	
19	0403509	4			Plug 6x35mm for split 4P	
20	070350	4			PA PLS 4,8x38 TX25 A4	
	0402189	4			Nylon Plug 6*30mm	
21	0404724	2	070432	8	Center stopper sash part	
22	0404725	2	070397	6	Center stopper frame part	

RC2 : VLD692 - VLD695 - VLD696					
Secure By Design : VLD891					
Art. no.	No.	Description		Picture	
0404002	2	Antilift device			
0404298	2	Security Brick			
070615	6	SU Wood 6x70 TX30 A2 For Security Brick			
070397	16	SU wood 4,5x35 , TX20 A2 For symmetrical striker			


 Applicable for:  
SD, 2P, 4S, 4P

Product responsible: <b>KEE (Kai Erik Eike)</b>			
Rev.	Description	Date	Responsible
1	Created the part list.	12.11.2021	IRK
2	Added 070549 and added the measures for the espagnolettes.	04.02.2022	IRK
3	Lagt til artiklene til SBD, RC2 og 0404286.	21.06.2022	IRK
4	Endret mål for boogie hjul, skruer til centerlock, sym. Striker og end damper. Endret noe tekst og profil nr. i skruer listen.	18.08.2022	IRK
5	Lagt til artikkel 0400359. Skruer til strike plate er byttet fra 070397 til 070432.	14.09.2022	IRK
6	Changed interval on frame height on top espagnolet 0403268-0403273	01.12.2022	KEE
7	Added esp. lengths.	06.01.2022	IRK
8	Updated picture for 050046. 050085 is removed.	14.04.2023	IRK
9	New picture esp. lower part 0403276 Removed center locks, mullion hook, friction fittings Added 0400335, 0404724, 0404725 Updated related screws.	13.02.2024/ 0006A6(9.00)Stykkliste_ND NTech Skyvedør	AIR
9	Samme versjon som over siden denne ikke enda er blitt publisert. Lagt inn nye bilder og endret på noen antall iflg KEE/Bartoz Fudali	08.04.2024/ 0006A6(9.00)Stykkliste_ND NTech Skyvedør	AIR
9.01	Endring/forbedring av tekst iflg KEE 	18.06.2024/ 0006A6(9.01)Stykkliste_ND NTech Skyvedør	AIR
10.00	Article 070616 has been discontinued, use article 070615.	24.03.25/ Stykkliste-ND NTech Skyvedør	AIR/KEE